



Weave Wall Panel System

*Architectural Texture. Sound Absorption.
Interlaced Dimensionality.*



ONNiT Weave Wall Panel System

Architectural Texture. Sound Absorption. Interlaced Dimensionality.

Weave panels introduce a unique basket weave effect using raised PET felt profiles. Designed to create subtle dimensional movement across vertical surfaces, Weave is a wall system that balances visual rhythm with high acoustic performance. The precisely spaced, repeating profile creates texture and tactility while softening sound across commercial interiors, creative studios, and educational spaces.

Key Features

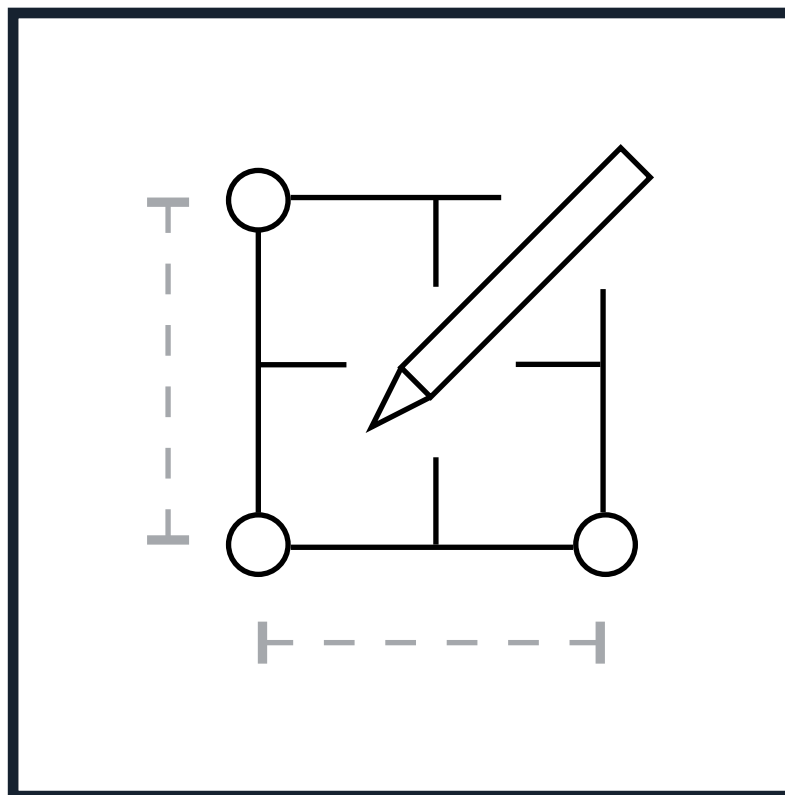
- Basket weave pattern using precision-cut PET felt
- Wall spacer system enhances dimensional layering
- High acoustic absorption (NRC 0.50–0.75)
- Flame spread Class A (ASTM E84 compliant)
- Durable, lightweight, low-maintenance construction
- Install with adhesive or mechanical hardware
- Made from 75% recycled content
- Contributes to LEED credits
- Custom lengths, colors, or spacings available



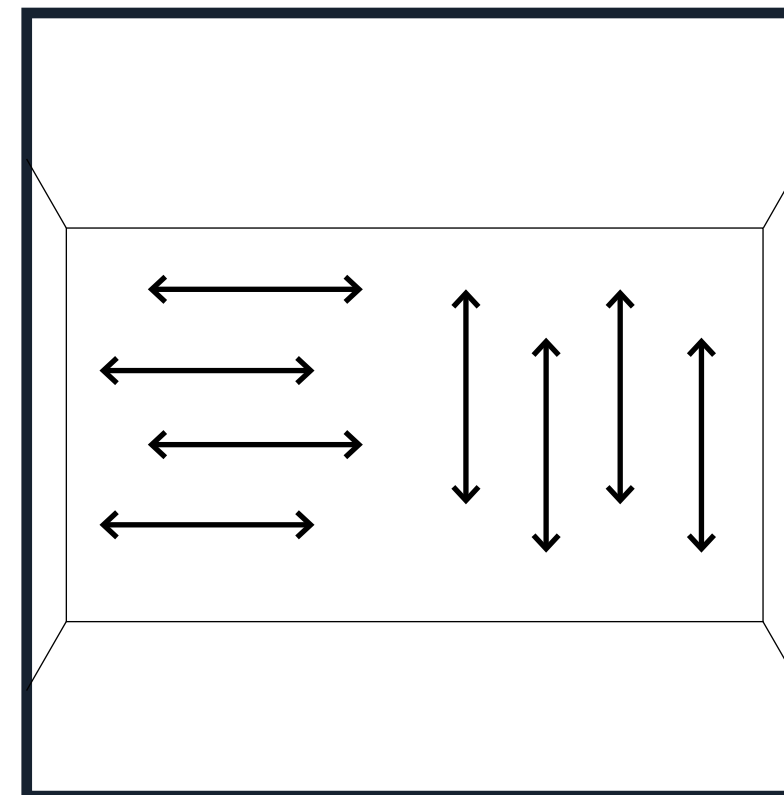
*Architectural Texture.
Sound Absorption.
Interlaced Dimensionality.*

1 Installation layout and quantity

1.



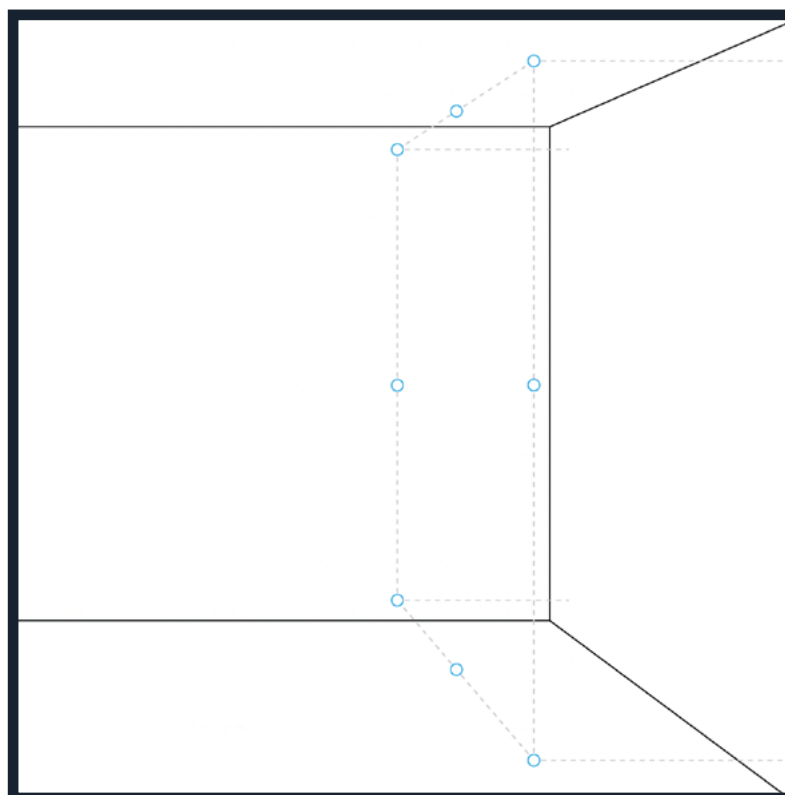
2.



2 Spacing and orientation

3 Installation and mounting preferences

3.



4.



4 Color selection and finish direction

Installation Layout & Quantity – Easy to Plan. Easy to Scale.

Step 1: Define Your Installation Area

- Wall dimensions (Height × Width)
- Full-wall coverage or partial feature?
- Horizontal or vertical orientation?

Step 2: Select Panel Design(s)

- Mix and match styles across walls or rooms

Step 3: Determine Quantity

- Standard panel size: 48" × 96"
- Let our team assist in estimating coverage and layout



Tip: Send us your wall dimensions or architectural drawings and we'll help provide a full layout plan with material takeoff.

Spacing & Orientation

Orientation Options:

- Vertical Install (standard): Highlights ceiling height, creates rhythm
- Horizontal Install: Adds width and a grounded look
- Mixed Orientation: Use multiple walls or design breaks

Spacing Options:

- Butt Joint: Seamless visual field (no visible spacing)
- 1/4" or 1/2" Reveal: Creates deliberate shadow lines between panels
- Combination: Highlight different zones within the same space

Edge Trim Options:

- 1 1/4" x 1/2" surface trim for perimeter refinement
- Custom CNC-aligned templates available for large-scale installs

Our team can assist with suggested spacing based on lighting, architecture, or ceiling conditions.



Bring Your Palette to Life.

Weave™ is offered in our **32 standard ONNiT felt colors**, all compatible with weave detailing for subtle depth or high contrast. Custom color matching available upon request.



Sea Salt




Smokey White



Silver Marble



Buckskin



Apple Red



Cranberry



Forest Green



Pacific Blue



Dark Buckskin



Sea Spray



Dark Marble



Coffee



Amethyst




Pear Green



Admiral Blue



Blue Jay



Arizona Sun



Elephant Grey



Aquatic Blue



Lime Green



Arctic Seal



Emerald Green



Azure



Night Blue



Orange Peel



Graphite



Shadow



Jet Black



Black Green



Aruba Blue



Baby Blue



Ash Grey

Need help visualizing it? We offer design mockups and finish samples to assist in color and pattern confirmation.

Weave Configuration

- ½" thick PET felt panels
- Mounted with ½" wall spacers for layered weave effect
- **Overall Slat Size:** 2.5" W x 16" L
- **Edge Profile:** Squareness from corner to corner
- **Orientation:** Typically vertical, but adaptable

Dimensions and Profile

ATTRIBUTE	DETAIL
Dimensions	Standard Panel Size: 48" W x 96" H
Panel Thickness	9mm or 12mm
Custom Sizing	Available upon request



Use Cases



Sustainability + Compliance

- Constructed from PET felt with 75% recycled content
- Formaldehyde-free and low VOC
- Made with Certified OEKO-TEX® and Global Recycled Standard (GRS) materials
- Contributes to LEED MR and EQ credits





Acoustic Performance

- **NRC Rating:** Values range from 0.65 – 1.00
- Independent testing (Intertek)
- Based on full-module and multi-module installations



Ordering & Customization

- Project-specific design layout support available
- Custom sizing, patterns, and colors available
- Quick ship available for select styles and colors
- Contact ONNiT Sales for a quote or sample pack



info@onnitsystems.com

(801) 619-7044



*Visit our online form and
configuration system*