



Composite Wall Panel Series

*Geometric Form. Acoustic Function.
Dimensional Versatility.*



ONNiT Composite Wall Panel Series

Geometric Form. Acoustic Function. Dimensional Versatility.

The ONNiT Composite Wall Panel Series brings sculptural geometry and advanced acoustic performance into bold harmony. Designed to break the visual monotony of flat surfaces, each panel in this series transforms walls into interactive design elements. Whether you're using a single profile or mixing forms, Composite panels combine dimensional depth, acoustic clarity, and architectural impact.

Standard Available Designs


1 **Polygon** – Multi-faceted panels that create rhythm through irregular angles

2 **Gem** – Faceted surfaces inspired by crystalline geometry


3 **Diamond** – Diamond shapes forming strong linear movement

4 **Brick** – Offset rectangular panels for timeless, structural layouts

1.




2.



3.



4.



Key Features

- Constructed from high-performance acoustic PET felt
- Bold, geometric profiles with sculptural relief
- Modular designs for repeatable patterns or one-of-a-kind layouts
- Quick installation with adhesive or mechanical mounting
- Available in 32 standard colors with custom color options
- Suitable for partial or full-wall installations
- Seamless visual continuity between panels
- Custom sizes available

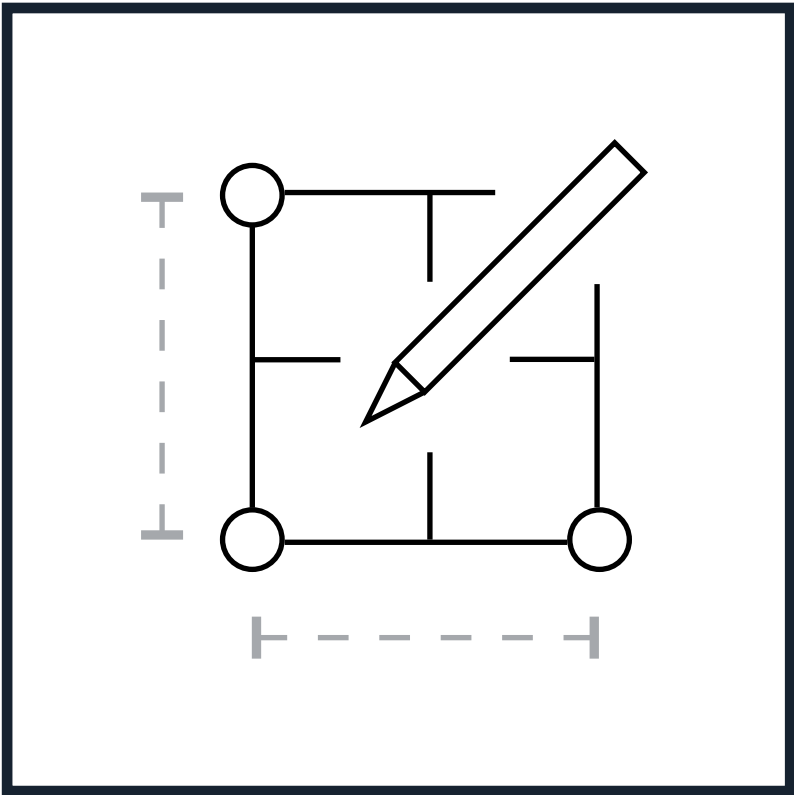


Shape Your Surfaces. Define Your Flow.

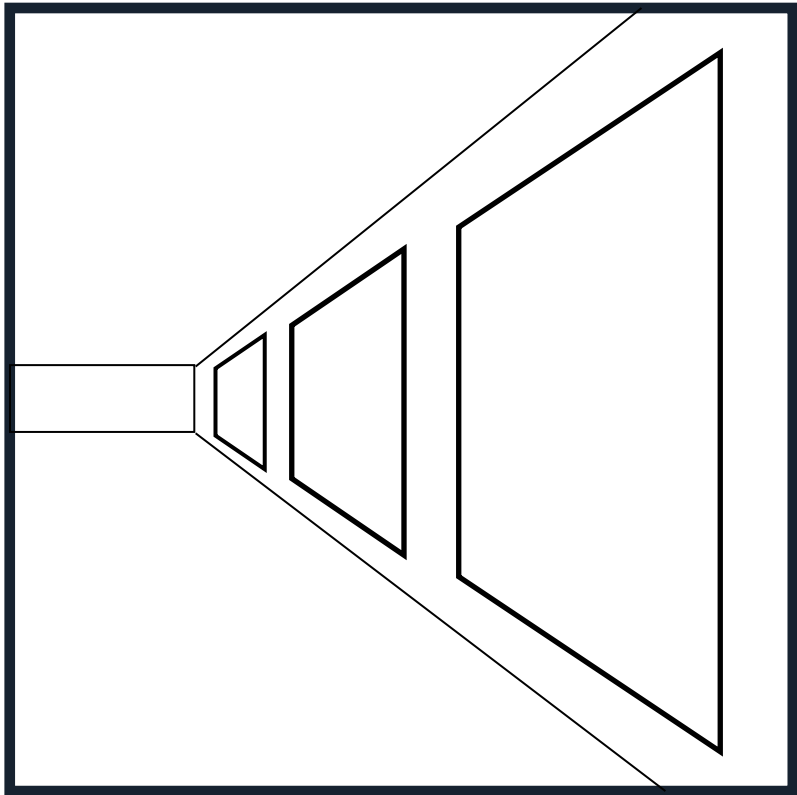
Composite panels offer both structured layouts and creative expression. We help guide layout design and panel selection for optimal acoustic and visual impact.

- 1 Installation layout and quantity
- 2 Spacing and orientation
- 3 Installation and mounting preferences
- 4 Color selection

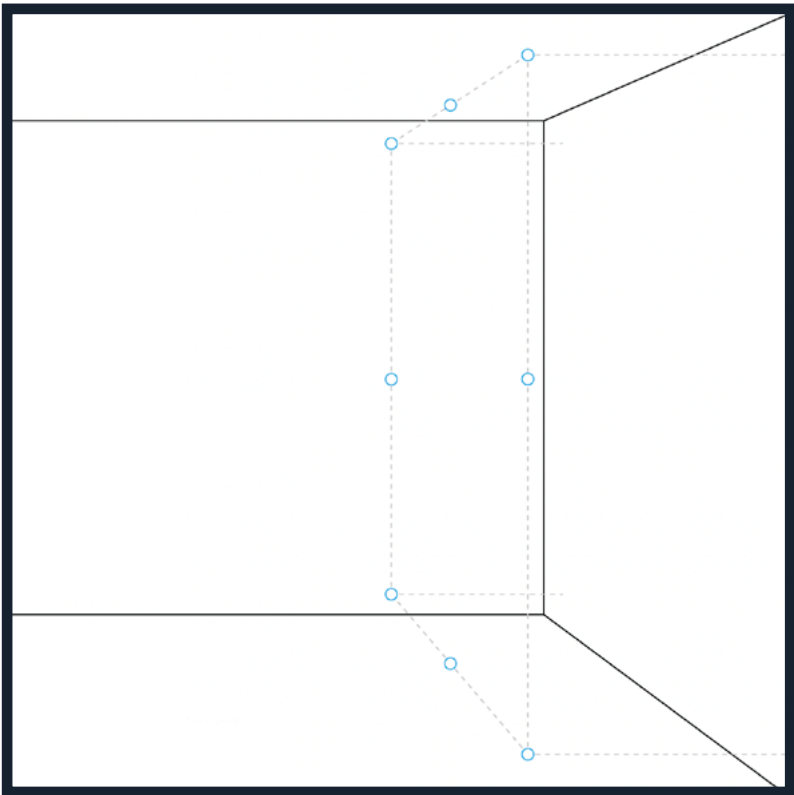
1.




2.



3.



4.



Installation Layout & Quantity – Precision in Planning. Flexibility in Execution.

Step 1: Define Installation Area

- Wall dimensions (Height x Width)
- Full wall coverage or partial feature?
- Horizontal or vertical orientation?

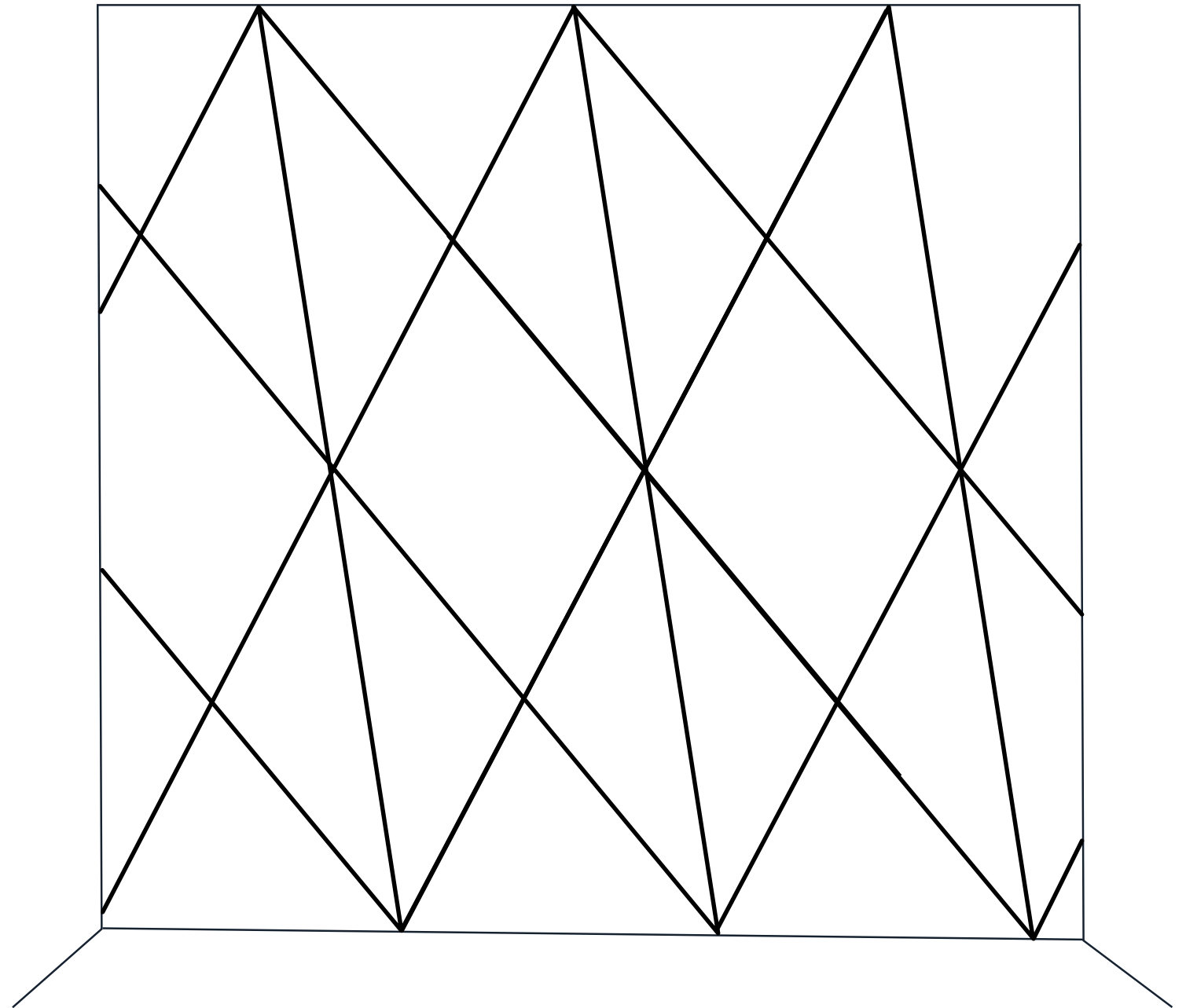
Step 2: Select Design(s)

- Polygon, Gem, Diamond, Brick
- Mix and match styles across walls or rooms

Step 3: Determine Quantity

- Standard panel size: 48"x 96"
- Our team is available to assist in estimating coverage and layout

Optional Tip: Send us your wall dimensions or architectural drawings and we'll help provide a full layout plan with material takeoff.



Spacing & Orientation – Visual Energy Through Layout Strategy


Orientation Options:

- **Vertical Install:** Clean repetition and symmetry
- **Horizontal Install:** Adds movement and dimension
- **Mixed Orientation:** Ideal for feature walls or branded environments

Spacing Options:

- **Butt joint:** Seamless, continuous design
- **Trim Reveal (1/4" or 1/2"):** Adds depth and shadow play
- **Combination:** Highlight different zones within the same space

We can provide suggested layouts based on your lighting, architecture, and design goals.




Installation & Mounting Options - Effortless Mounting. Lasting Impact.

Mounting Options:

- **Adhesive Backing (standard):** Clean and fast install
- **Screw Mount:** Removable and secure
- **Z-Clips:** Repositionable panels, ideal for removable installation

Wall Surface Prep:

- Ensure clean, dry, and level substrate
- Compatible with drywall, wood, concrete or painted surfaces



Color with Character. Form with Purpose.

Choose from ONNiT’s 32 standard PET colors, ranging from subtle neutrals to bold accent hues. Create tonal variations or contrast within a single wall layout to highlight form and texture.



Sea Salt



Smokey White



Silver Marble



Buckskin



Apple Red



Cranberry



Forest Green



Pacific Blue



Dark Buckskin



Sea Spray



Dark Marble



Coffee



Amethyst



Pear Green



Admiral Blue



Blue Jay



Arizona Sun



Elephant Grey



Aquatic Blue



Lime Green



Arctic Seal



Emerald Green



Azure



Night Blue



Orange Peel



Graphite



Shadow



Jet Black



Black Green



Aruba Blue



Baby Blue



Ash Grey

Need a match? Custom color matching available upon request.

Dimensions and Profile

ATTRIBUTE	DETAIL
Dimensions	Standard Panel Size: 48" W x 96" H (Custom Sizes Available)
Panel Thicknesss	12mm
Custom Sizing	Available upon request
Material Composition	100% polyester (PET) felt 75% recycled content Low VOC, formaldehyde-free Mold and moisture resistant



Use Cases



Sustainability + Compliance

- Made from 75% post-consumer recycled PET
- Certified OEKO-TEX® and Global Recycled Standard (GRS)
- Formaldehyde-free and low VOC
- Moisture, mold and mildew resistant
- Contributes to LEED MR and EQ credits





Acoustic Testing Data

- NRC Rating: 0.65 – 1.00 (depending on design and layout)
- Independent lab tested (Intertek)
- Based on full-module and multi module installations

A modern interior space featuring a ceiling with horizontal wooden slats and walls with large-scale geometric line patterns. The room includes several tables and chairs, with warm lighting from pendant lamps. Large windows on the left provide natural light and a view of the outdoors.

Ordering & Customization

- Custom patterns, sizes, and colorways available
- Layout assistance, renderings, and install diagrams
- Quick ship available for select designs
- Contact ONNiT Sales for a quote or sample pack



info@onnitsystems.com

(801) 619-7044



*Visit our online form and
configuration system*